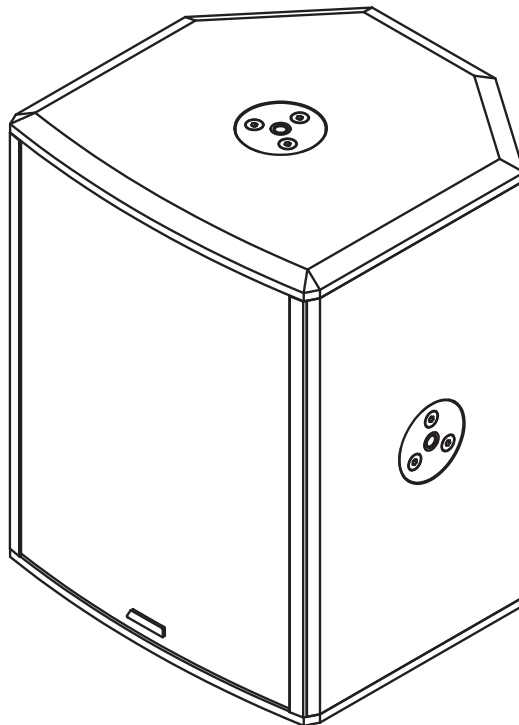


PC10
[963-0002]

PRODUCT INFORMATION BOOKLET

Document Reference: PC10_PIB_EN_1.1

Distribution Date: October 30th, 2014



General Information

Congratulations on your purchase of the Adamson Systems Engineering PC10 coaxial point source enclosure. Included in your shipment should be: **1x PC10 enclosure**

All products manufactured by Adamson Systems Engineering are inspected before packaging and shipping and should arrive free from technical and visual defects. After opening the shipping container, check for any damage. If found, please notify your Adamson representative immediately. The consignee should then initiate a damage claim with the shipping agent. Be sure to save all contents and packing materials to be inspected by the carrier.

Read this document thoroughly and completely to become familiar with the product. Also read the product manual containing vital information regarding proper use and safety limits of this product. All accompanying documentation can also be obtained by contacting your Adamson representative, or through the website at <http://www.adamsonsystems.com/>.

We are always improving our products and technology, and as such, Adamson Systems Engineering reserves the right to change the contents of its documents without prior notice. Please refer to Adamson Systems Engineering's website for up to date documentation.

Symbols



Important Operating Instructions - Notification of instructions that must be strictly followed to ensure proper use of the product.



Warning - Indication of a potential risk of harm to an individual or possibility of damage to the product.

Safety Instructions

1. Read this document completely.
2. Follow all safety instructions and heed all warnings indicated by the appropriate signal.
3. This product is not to be modified.
4. This product is only to be used in conjunction with equipment or accessories authorized by Adamson Systems Engineering. Using unauthorized items is prohibited as this allows risk of hazardous accidents and/or personal injury.
5. Before suspending this product, ensure all rigging points are free of defects and secure.
6. Do not expose this product to extreme environmental conditions, such as excessive heat, moisture or rain for prolonged periods of time.
7. Do not store or transport this product on an unstable surface.
8. When transporting this product, please carry by using the handles, or use the approved transportation accessories.
9. Maintain all documentation shipped with the product. Record any service to the product in the maintenance section, and if re-selling the product, include these documents in the transaction.
10. The maintenance section of this document is to be followed exactly.
11. This product is capable of producing extremely high sound pressure levels which can lead to permanent hearing damage to performers, crew and audience members. Do not stay within close proximity of this product when it is in operation and use appropriate ear protection.

Proper Use




Please read this entire booklet before using this loudspeaker enclosure.

Rigging



Use only the M10 threaded rigging points on this cabinet to suspend this product. The product also includes polemount support.

PC10



The Point Concentric 10 is the largest, most high powered enclosure with a conical dispersion pattern in the Point Concentric series. It is a compact, passive coaxial loudspeaker housing a single 10" component, featuring a 70° conical pattern. The enclosure produces linear, high-resolution audio throughout the intended bandwidth, and it includes three M10 fly points and one Omni Mount 30 series mounting point as well as a built-in polemount socket.

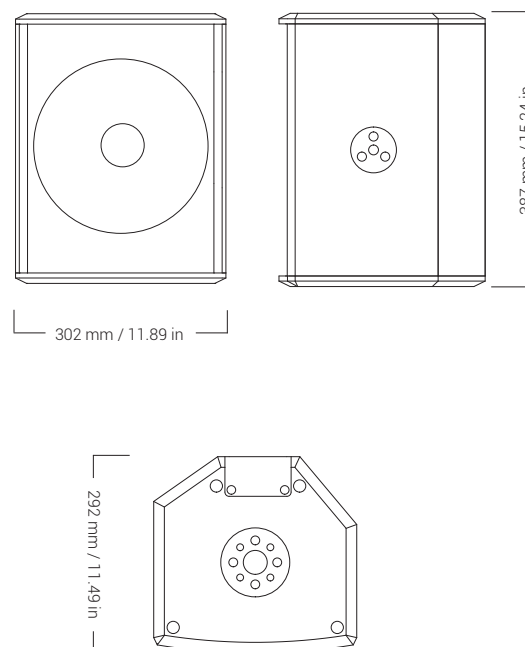
The PC 10 makes an excellent addition to your inventory as a powerful standalone solution for lighter audio reinforcement, or as a light-weight fill speaker, with a variety of rigging options.

All Point Concentric enclosures are constructed of 12 mm Baltic Birch, rather than moulded plastic or fiberglass, resulting in a lower resonant frequency.

Specifications

Frequency Range (-10 dB)	73 Hz - 18 kHz
Nominal Directivity (-6 dB) H x V	70° x 70°
Maximum Peak SPL **	132 dB
Components MF / HF	B&C 10FCX64-8 10" Coaxial Driver
Nominal Impedance Passive	4 Ω
Power Handling (AES / Peak) MF	250 / 1000 W
Power Handling (AES / Peak) HF	80 / 320 W
Power Handling (AES / Peak) Passive	330 / 1320 W
Rigging	3x Mini SLR™ Socket (M10), Omni Mount 30 Series with 1/4 - 20 Screws, Built-in Polemount Socket
Connection	2x Speakon™ NL4
Height Front (mm / in)	387 / 15.24
Width (mm / in)	302 / 11.89
Depth (mm / in)	292 / 11.49
Weight (kg / lbs)	11.4 / 25
Processing	IPD

**12 dB crest factor pink noise at 1m, free field, using specified processing and amplification



EC Declaration of Conformity

ADAMSON SYSTEMS ENGINEERING, INC.

1401 Scugog Line 6, Port Perry (ON), L9L 1B2, Canada

Declares that the products:

963-0002 PC10

Are in conformance with all applicable essential requirements of the Directives:

2006/95/EC: Low Voltage Directive

They have been designed to comply with the relevant sections of the following standards and technical specifications:

Harmonised Standards

EN 60065 (10/2011):

Audio, Video and Similar Electronic
Apparatus – Safety Requirements

Established at Port Perry, ON, CA - October 30th, 2014



Brock Adamson (President & CEO)



Maintenance

Adamson Systems Engineering products should be regularly inspected to ensure proper performance and safety.



Only perform repair work using the PC10 Service Kit [945-0023]

Any other repair work is not authorized and will void the warranty. Please contact an Adamson representative for further information.

MAINTENANCE RECORD	Serial Number: #_____	
Date	Service Record	Technician

Maintenance

MAINTENANCE RECORD	Serial Number: # _____	
Date	Service Record	Technician



PC10

Coaxial point source enclosure [963-0002]
MF/HF - 1x 10" 10FCX64-8 [140-0018]
Mini SLR™ rigging and polemount support

www.adamsonsystems.com
www.facebook.com/adamsonsystems
CANADA: 905-982-0520
UNITED STATES: 952-892-6003
EUROPE: +49 40 7699 9959 0